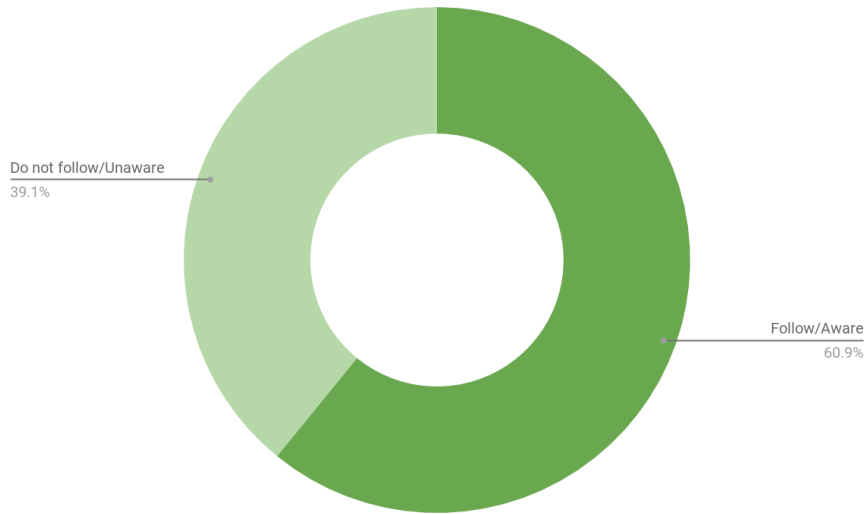


Fabricators/Downstream Industry Producers

(Stakeholder Group C)

1. Laws and regulations Fabricators follow/aware of (%)

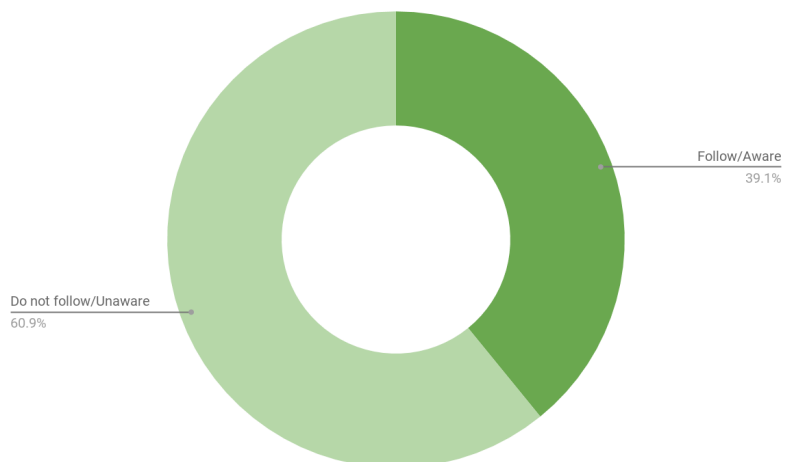
1.1. Factory Act B.E. 2535/2560/2562



Follow/Aware 60.87% | Do not Follow/Unaware 39.13%

Total number of Fabricators/Downstream Industry Producers who answered in the questionnaire: 23

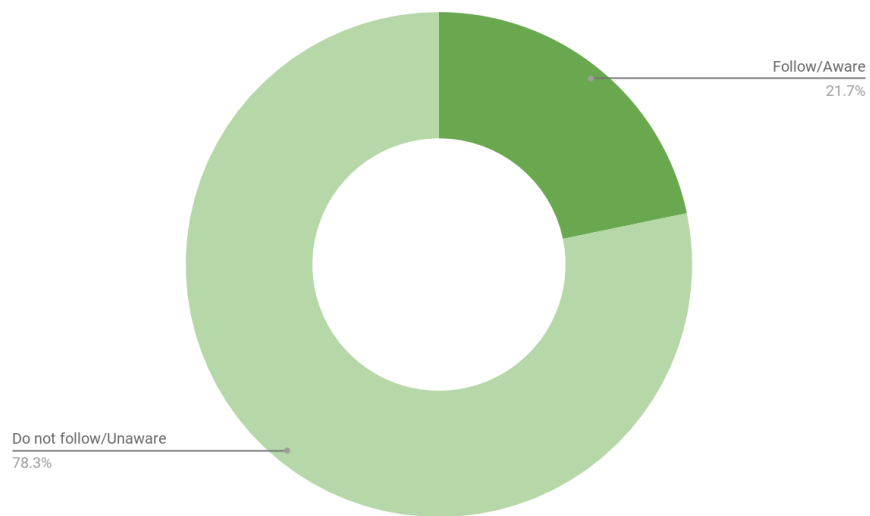
1.2. Laws and regulations concerning water pollution control



Follow/Aware 39.13% | Do not Follow/Unaware 60.87%

Total number of Fabricators/Downstream Industry Producers who answered in the questionnaire: 23

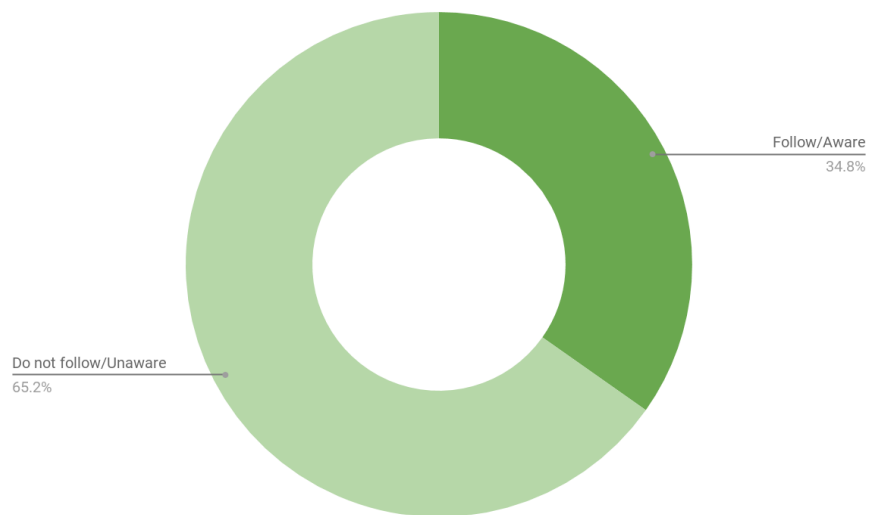
1.3. Laws and regulations concerning soil pollution control



Follow/Aware 21.74% | Do not Follow/Unaware 78.26%

Total number of Fabricators/Downstream Industry Producers who answered in the questionnaire: 23

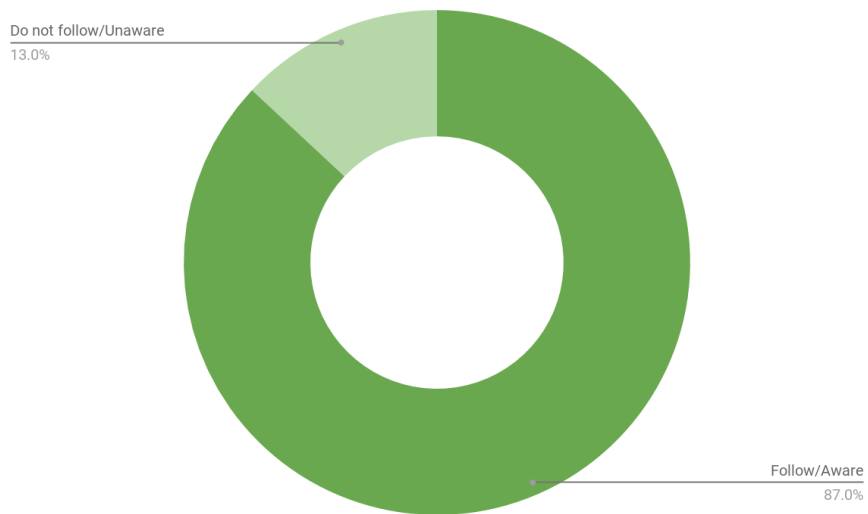
1.4. Laws and regulations concerning air pollution control



Follow/Aware 34.78% | Do not Follow/Unaware 65.22%

Total number of Fabricators/Downstream Industry Producers who answered in the questionnaire: 23

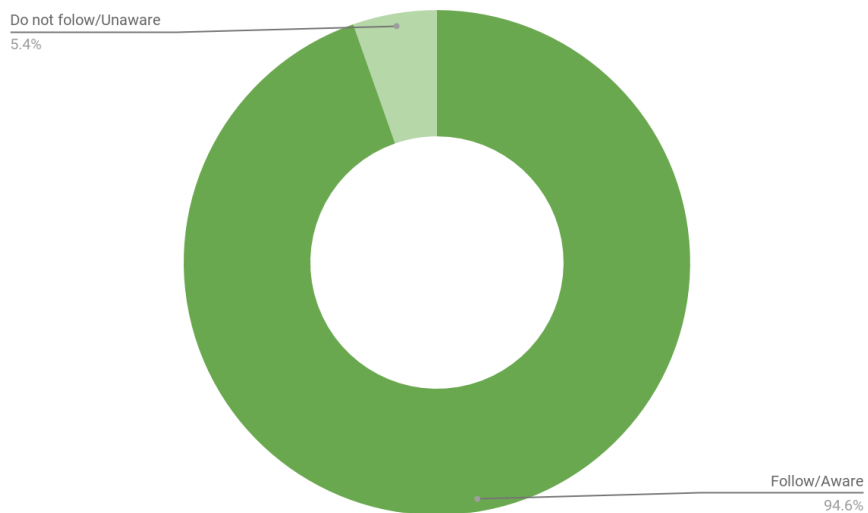
1.5. Laws and regulations concerning waste management



Follow/Aware 86.96% | Do not Follow/Unaware 13.04%

Total number of Fabricators/Downstream Industry Producers who answered in the questionnaire: 23

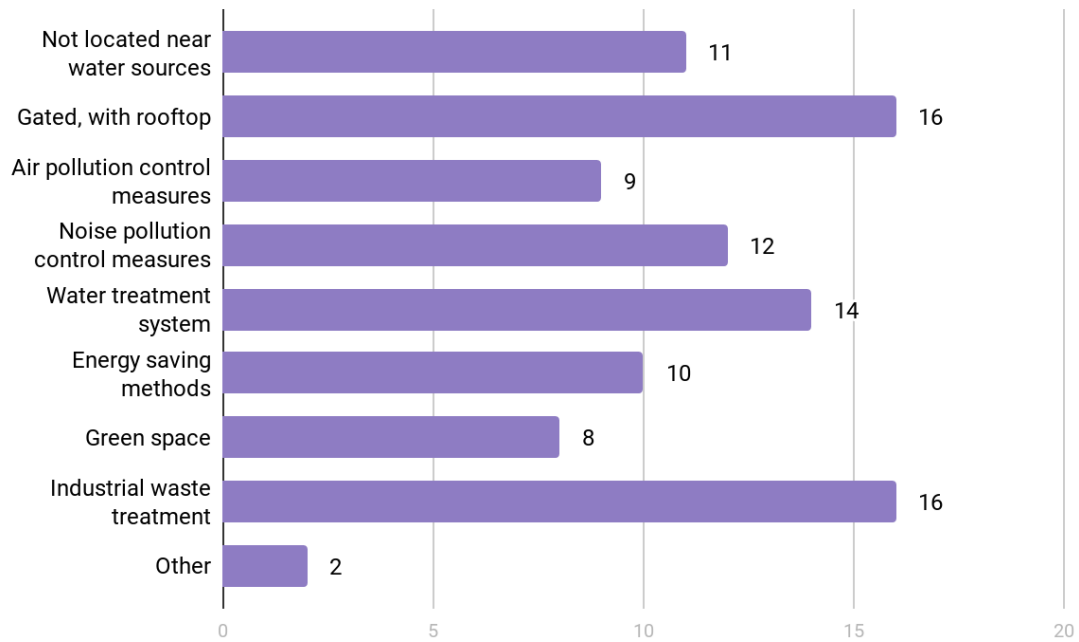
1.6. Laws and regulations concerning toxic and hazardous substance control



Follow/Aware 60.87% | Do not Follow/Unaware 39.13%

Total number of Fabricators/Downstream Industry Producers who answered in the questionnaire: 23

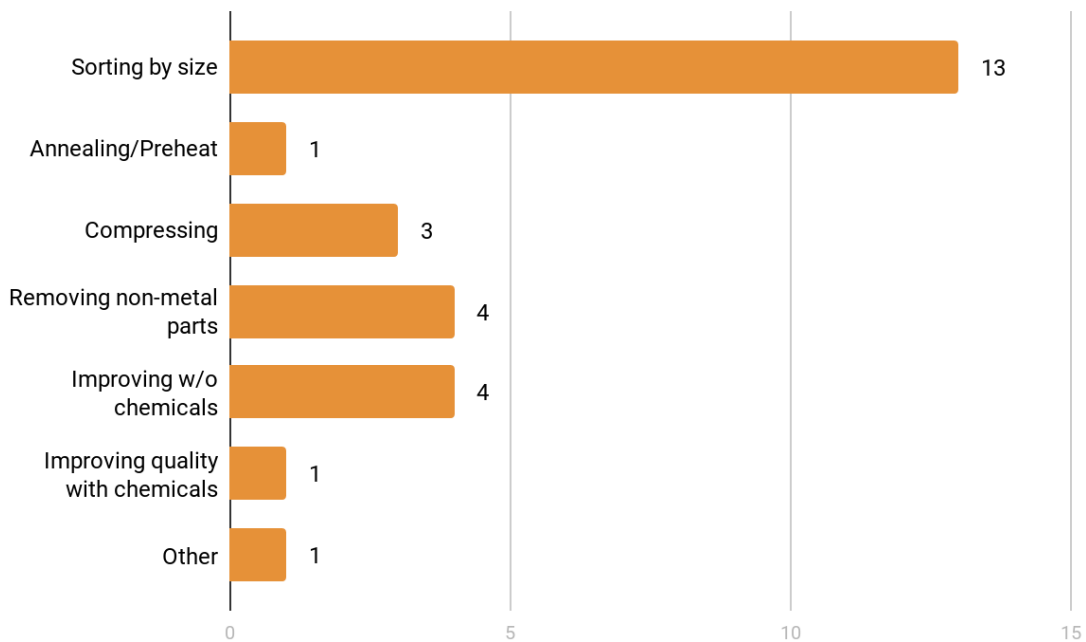
2. Environmental measures that Fabricators/Downstream Industry Producers implement (Total number of Fabricators/Downstream Industry Producers who filled out this answer in the questionnaire: 23)



	Count
Not located near water sources or residential areas	11
Gated, with rooftop, and steel-reinforced concrete floor	16
Implementing air pollution control measures	9
Implementing noise pollution control measures	12
Implementing water treatment system	14
Implementing energy saving methods	10
Surrounded by trees and green space	8
Implementing measures to treat industrial waste	16
Other	2

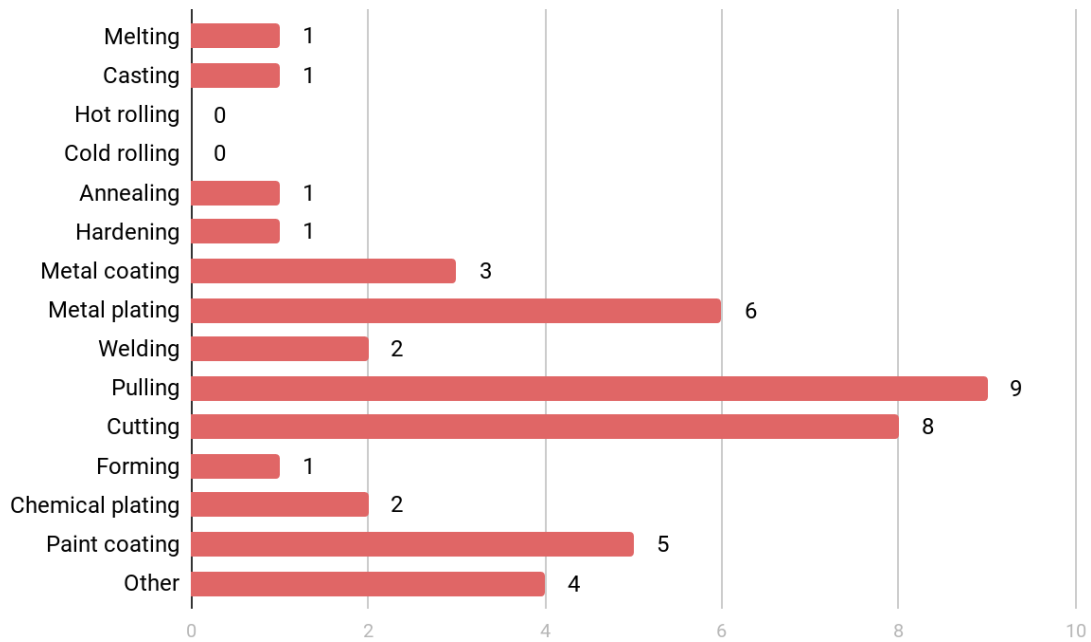
3. Fabricators’/Downstream Industry Producers’ production details (Total number of Fabricators/Downstream Industry Producers who filled out this answer in the questionnaire: 23)

3.1. Pretreatment processes



	Count
Sorting by size	13
Annealing/Preheat	1
Compressing/Size Reducing/Processing	3
Removing non-metal parts	4
Cleaning/improving quality without any chemicals	4
Improving quality with chemicals	1
Other	1

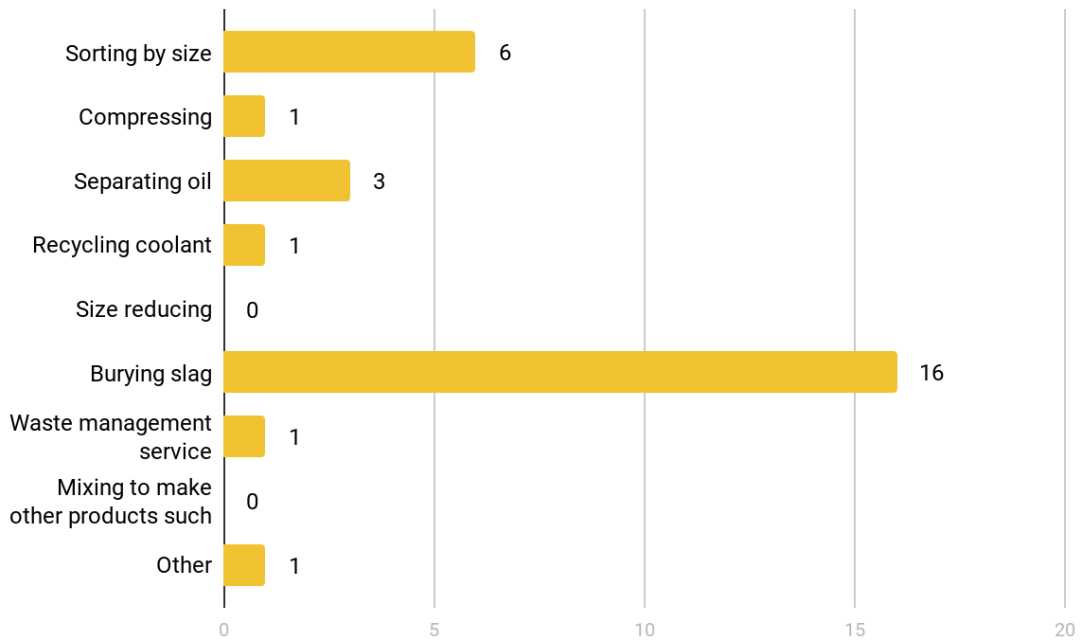
3.2. Production processes (Total number of Fabricators/Downstream Industry Producers who filled out this answer in the questionnaire: 23)



	%
Melting	1
Casting	1
Hot rolling	0
Cold rolling	0
Annealing	1
Hardening	1
Metal coating	3

	%
Metal plating	6
Welding	2
Pulling	9
Cutting	8
Forming	1
Chemical plating	2
Paint coating	5
Other	4

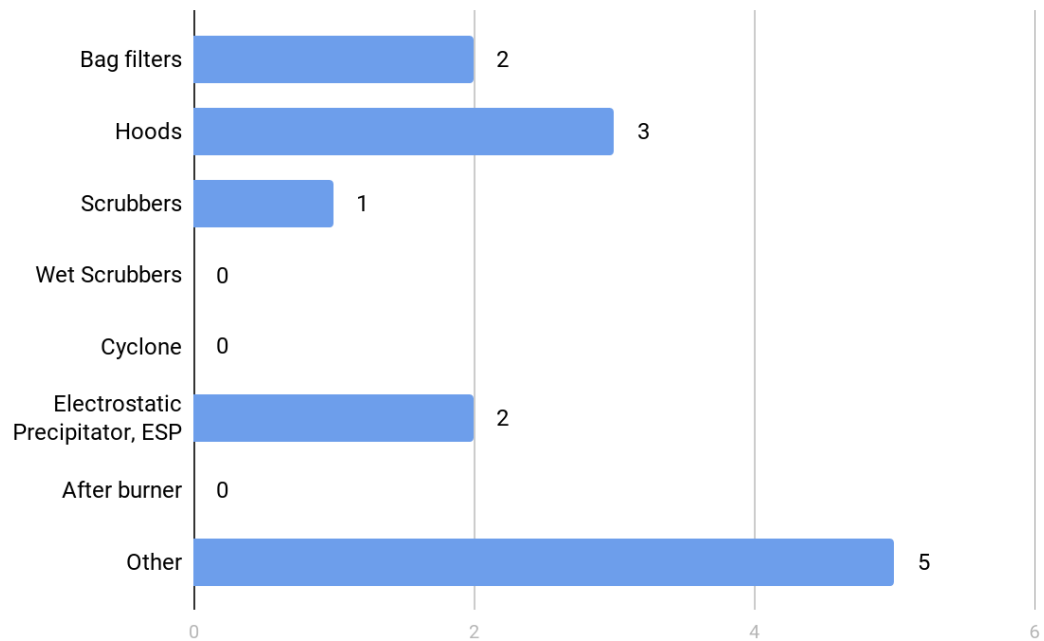
3.3. Waste treatment processes (Total number of Fabricators/Downstream Industry Producers who filled out this answer in the questionnaire: 23)



	Count
Sorting by size	6
Compressing	1
Separating oil	3
Recycling coolant	1
Size reducing/Processing	0
Burying slag	16
Using waste management service	1
Mixing to make other products such as asphalt	0
Other	1

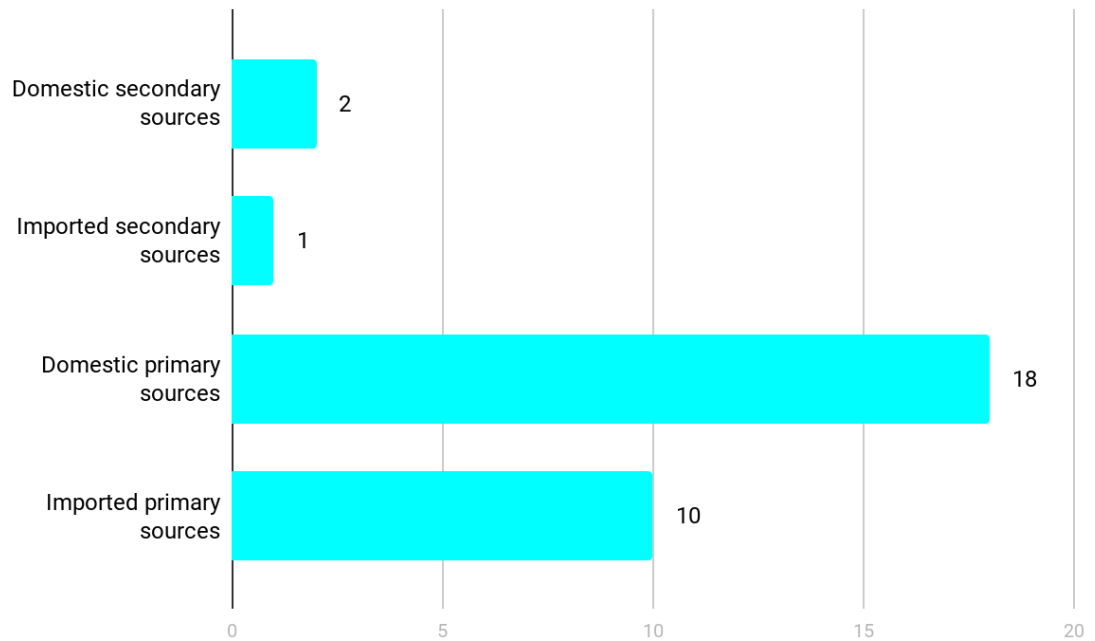
4. Air Pollution Control Equipment that Fabricators/Downstream Industry Producers utilized

(Total number of Fabricators/Downstream Industry Producers who filled out this answer in the questionnaire: 23)



	Count
Bag filters	2
Hoods	3
Scrubbers	1
Wet Scrubbers	0
Cyclone	0
Electrostatic Precipitator, ESP	2
After burner	0
Other	5

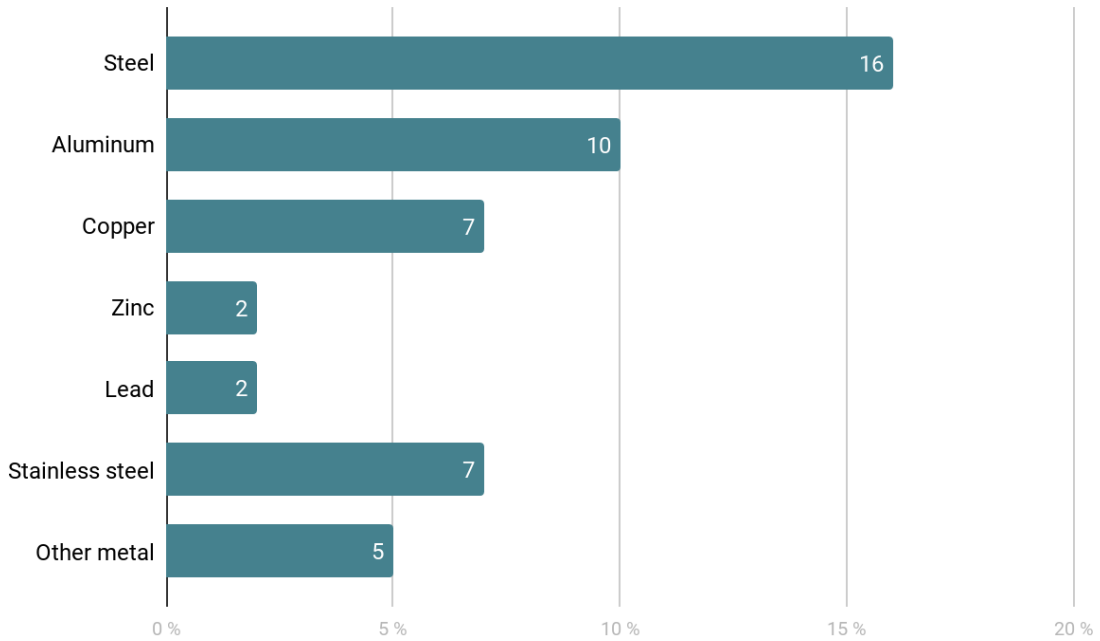
5. Source of raw materials (Total number of Fabricators/Downstream Industry Producers who filled out this answer in the questionnaire: 23)



	Count
Domestic secondary sources	2
Imported secondary sources	1
Domestic primary sources	18
Imported primary sources	10

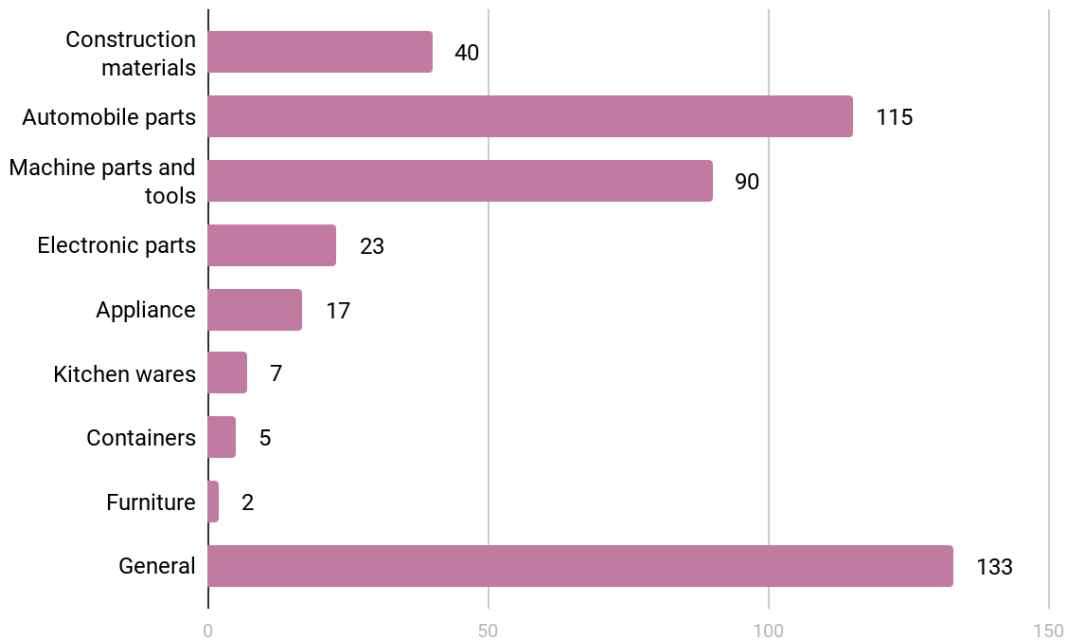
8. Type of metal used as raw material (Total number of Fabricators/Downstream Industry Producers who filled out this answer in the questionnaire: 23)

Number of Fabricators/Downstream Industry Producers and percentage of usage



	Number of Producers	%
Steel	16	79
Aluminum	10	18
Copper	7	25
Zinc	2	5
Lead	2	5
Stainless steel	7	60
Other metal	5	5

9. Type of products produced (Total number of Fabricators/Downstream Industry Producers identified, verified, and participated: 432)



	Count
Construction materials	40
Automobile parts	115
Machine parts and tools	90
Electronic parts	23
Appliance	17
Kitchen wares	7
Containers	5
Furniture	2
General	133